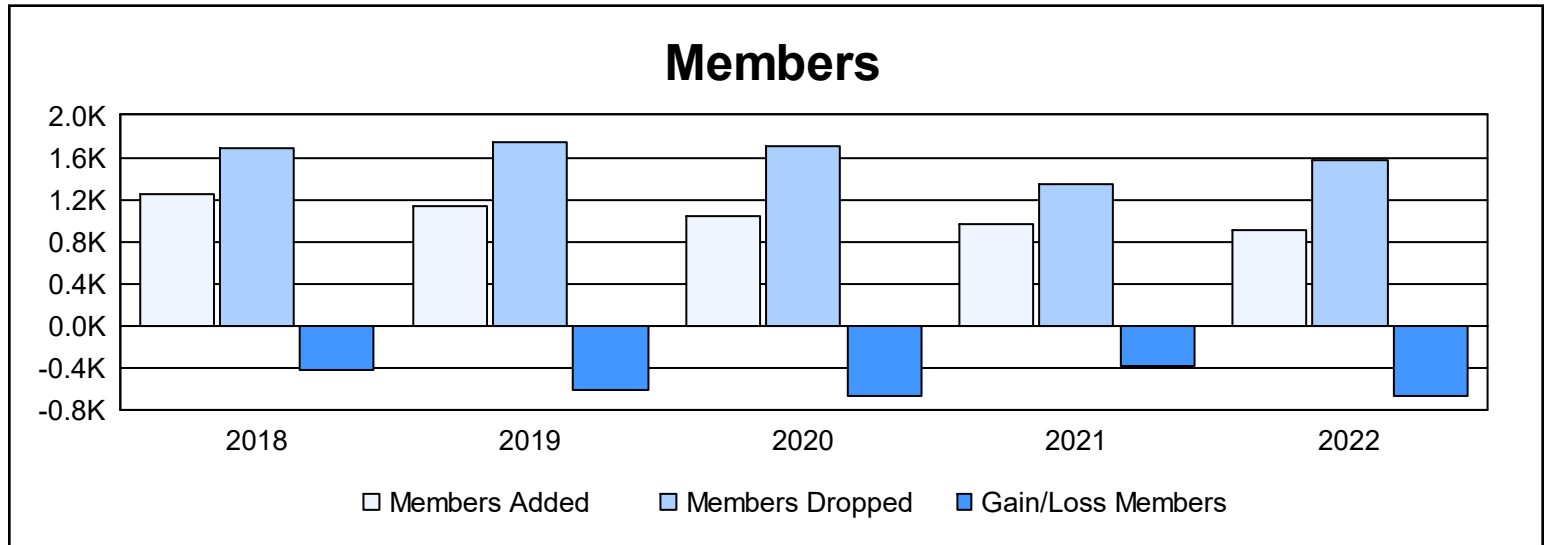
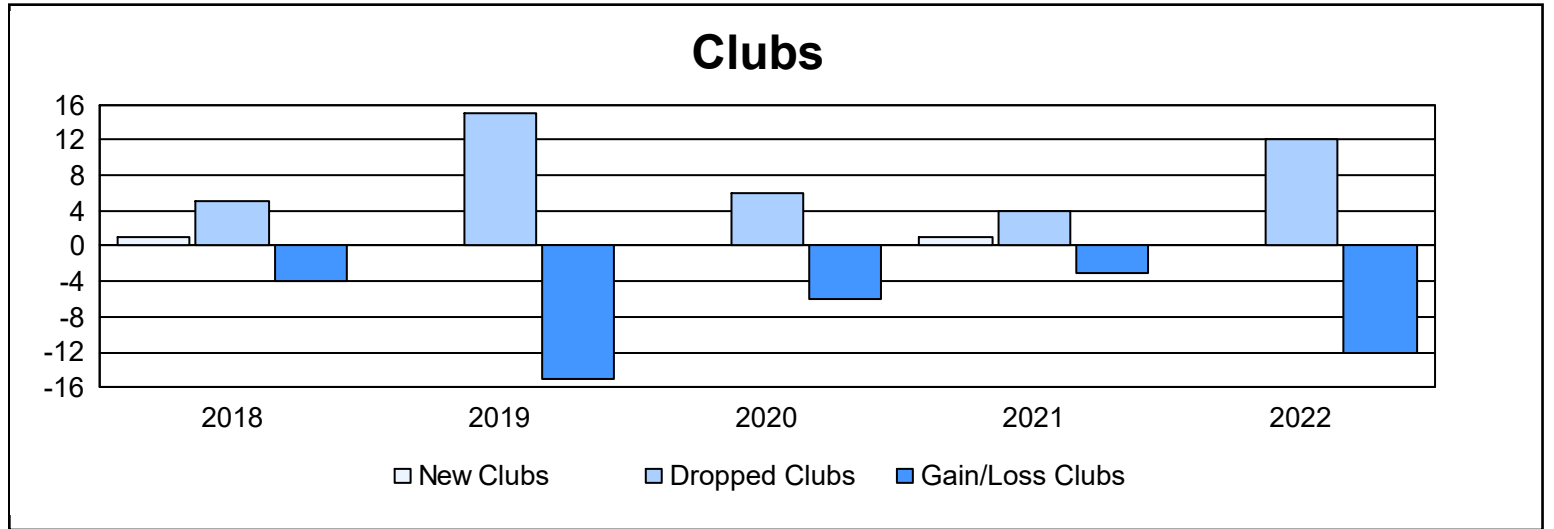
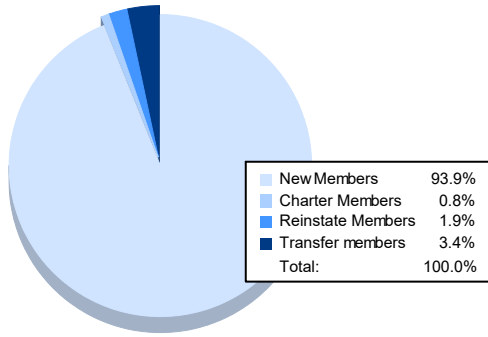


Year	New Clubs	Dropped Clubs	Gain/ Loss Clubs	New Members	Charter Members	Reinstate Members	Transfer Members	Total Member Added	Total Members Dropped	Gain/ Loss Members
2017-2018	1	5	-4	1,180	44	16	18	1,258	1,684	-426
2018-2019	0	15	-15	1,067	0	19	42	1,128	1,748	-620
2019-2020	0	6	-6	983	2	16	42	1,043	1,705	-662
2020-2021	1	4	-3	884	25	21	29	959	1,341	-382
2021-2022	0	12	-12	846	7	17	31	901	1,576	-675
Average	0	8	-8	992	16	18	32	1,058	1,611	-553



Membership Composition June 2022 Cumulative



Gender Composition June 2022 Cumulative

